

# NOVENTA3.5 – NV3.5

Suspended  
Corner Mount




# NOVENTA3.5 — NV3.5

Suspended, Corner Mount

**LIGHT  
FORMS**

---



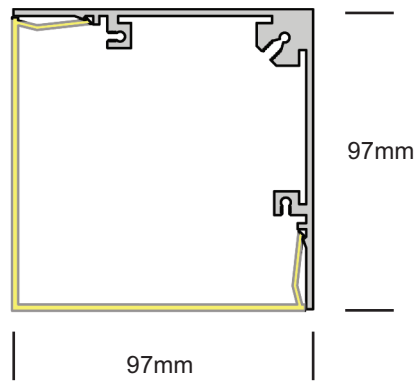
# NOVENTA3.5 — NV3.5

Suspended, Corner Mount

**LIGHT  
FORMS**

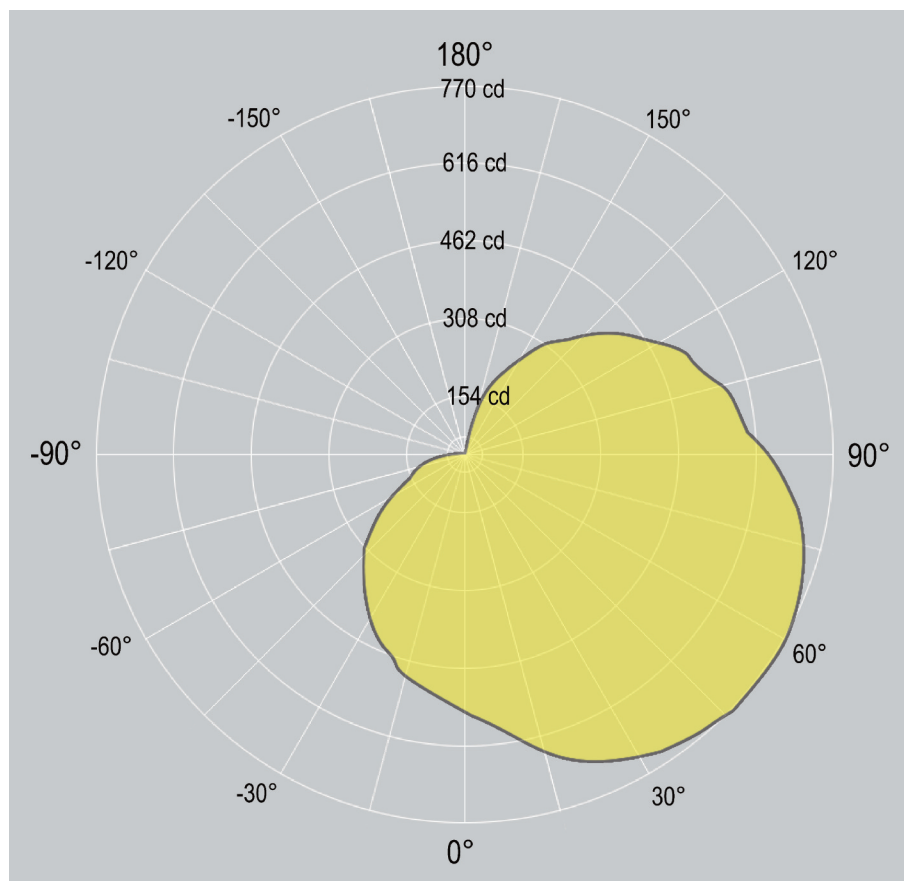
## Dimensions

---



## Distribution

---



# NOVENTA3.5 — NV3.5

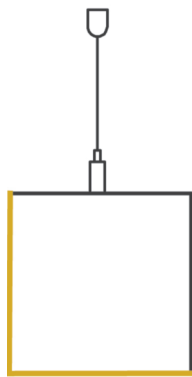
Suspended, Corner Mount

**LIGHT  
FORMS**

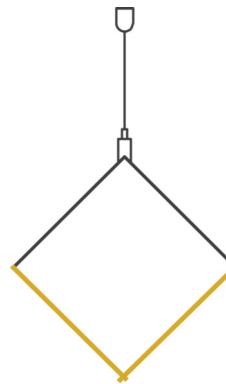
## 1. Base Model

NV3.5-S	Suspended 'L orientation'
NV3.5-SDIA	Suspended 'DIAMOND orientation'
NV3.5-SM	Surface, Wall, Ceiling, Corner Mounted

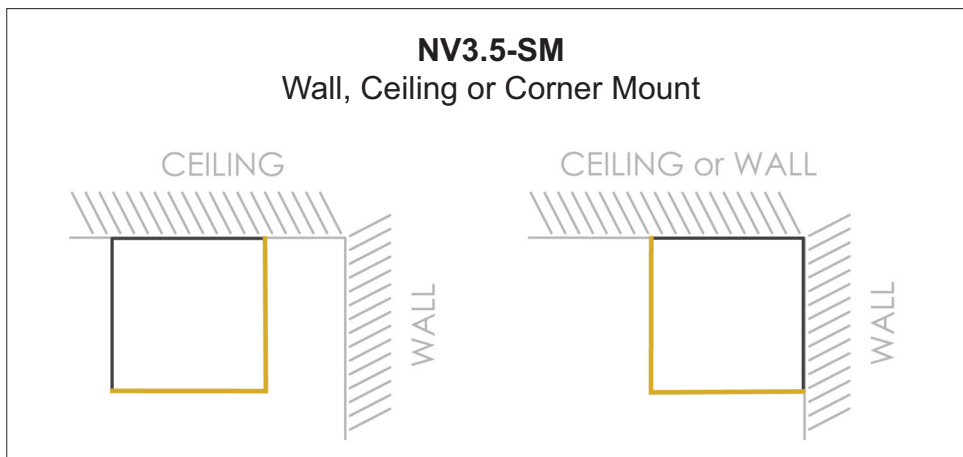
**NV3.5-S**  
Suspended "L" orientation



**NV3.5-SDIA**  
Suspended "DIAMOND" orientation



**NV3.5-SM**  
Wall, Ceiling or Corner Mount



# NOVENTA3.5 — NV3.5

Suspended, Corner Mount

**LIGHT  
FORMS**

## 2. Run Length

---

Enter total linear length, (example: 6M)

## 3. Lamping

---

<b>SINGLE ROW LINEAR LED</b>	
STD - <b>xxxxK</b>	<b>Standard Output</b> , LED 20W/M 3150 delivered lm/M, 106 lm/W @ 4000K
HI - <b>xxxxK</b>	<b>High Output</b> , LED 30W/M 3500 delivered lm/M, 100 lm/W @ 4000K
	CCT: 3000K 3500K 4000K Option: 2700K 5000K 5700K 6500K
	<b>Dual Row LED Strip Available</b>
<b>Additional Single Row LED Options</b>	
CV	<b>Constant Voltage (for custom lengths) - 12Vdc/24Vdc</b> <i>Contact factory for detail</i>
TW	<b>Tunable White (2700K - 6500K)</b> <i>Contact factory for detail</i>
RGBW	<b>Standard Output - RGB+WHITE - 24Vdc/12Vdc</b> <i>Contact factory for detail</i>

## 4. Driver

---

0/1-10V	0/1-10V dimming
DALI	DALI dimming
DMX	DMX dimming
NONDIM	Non-dimmable
OTHER	(Consult factory for options)

## 5. Finish

---

AL	Standard, natural aluminum
BK	Black powdercoat
WH	White powdercoat
Custom	Custom Color

## 6. Additional options

---

EM	1.5 Hour Emergency Kit
MS	Motion Sensor
Others	Contact factory

# NOVENTA3.5 — NV3.5

Suspended, Corner Mount

# LIGHT FORMS

---

## Housing

100% recyclable, extruded architectural grade T6063 aluminum

## Emergency

Luminaires can be wired for emergency circuit and/or emergency battery backup.  
Consult factory for options.

## Finish


Standard finish is "Ultimate" aluminum - a smooth, clean and durable finish achieved from a deep-etch and two step clear anodizing process.  
White, Black, Custom powdercoat options also available.



Suspension & Power



WH - WHITE



AL - ALUMINUM



BK - BLACK



CUSTOM/\_\_\_

*Default canopy finish  
is to match fitting color,  
unless otherwise  
specified*



ISO 9001:2015

### China

Unit 3, Building A  
No. 9 Phoenix Road  
Torch Development Area  
Zhongshan City  
Guangdong China 528437

T +86 760 899 370 38  
F +86 760 899 370 39  
E ckirin@lightforms.com.cn

### UK

Unit 7C Boeing Way  
International Trading Estate  
Middlesex  
UB2 5LB

T +44 (0)20 8571 3785  
F +44 (0)20 8090 3755  
E ask@lightforms.com

### India

353/2 Dr Hira Singh Road  
Civil Lines  
Ludhiana 141001  
Punjab, India

T +91 98 7280 0488  
E ajay@lightforms.com

### Light Forms

Architectural Lighting  
www.lightforms.com

Registered in England  
No. 6750892  
Registered Address  
Unit 7C Boeing Way  
International Trading Centre  
Middlesex, UB2 5LB