


# LIGHTPLANE 2.5 - LPL2.5IDM

INDIRECT / DIRECT

Suspended  
Wall Mounted

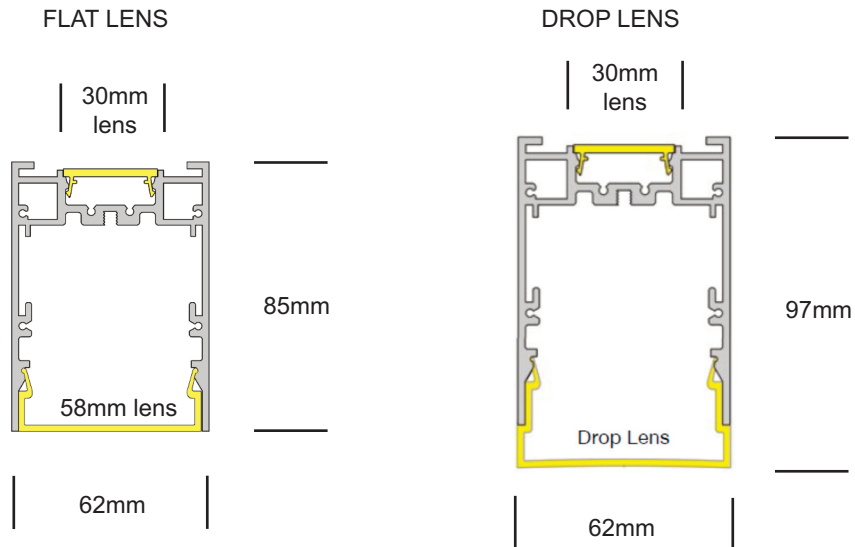


# LIGHTPLANE 2.5 — LPL2.5IDM

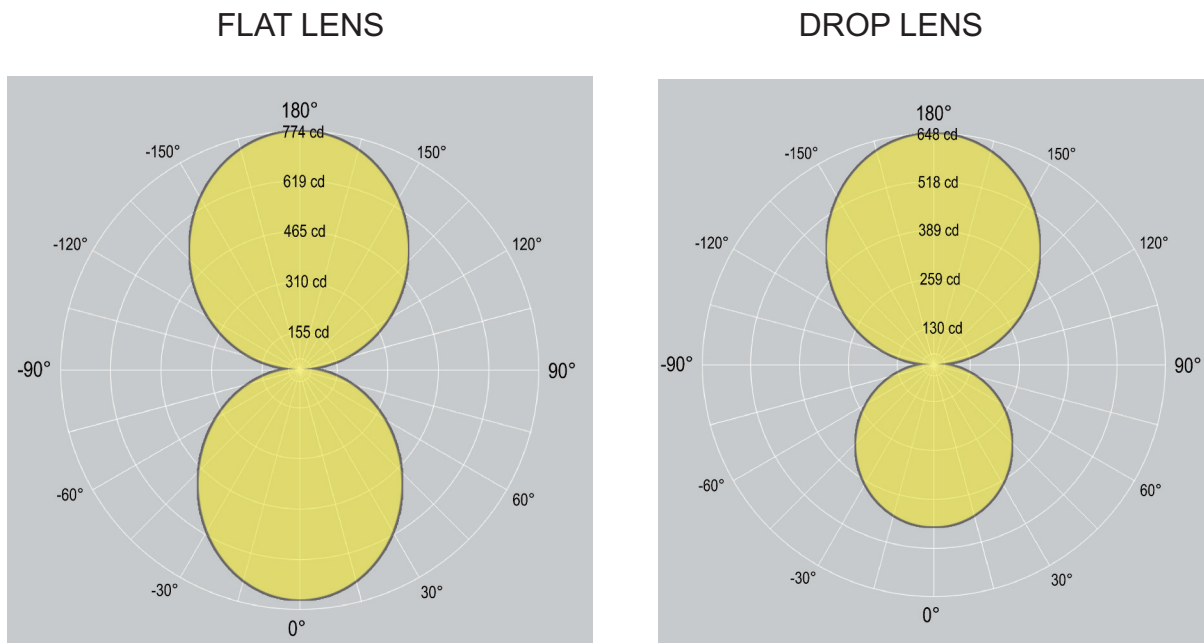
INDIRECT / DIRECT - Suspended, Wall

**LIGHT  
FORMS**

## Dimensions



## Distribution



# LIGHTPLANE 2.5 — LPL2.5IDM

INDIRECT / DIRECT - Suspended, Wall



## 1. Base Model

|              |              |
|--------------|--------------|
| LPL2.5IDM-S  | Suspended    |
| LPL2.5IDM-WM | Wall Mounted |



## 2. Run Length

Enter total linear length, (example: 6M)

## 3. LED Lamping

STD - **xxxxK** (example: STD-4000K) **Standard Output**, LED 2x20W/M 4100 delivered lumen, 82 lm/W

HI - **xxxxK** (example: HI-4000K) **High Output**, LED 2x30W/M 5450 delivered lumen, 78 lm/W

CCT: 3000K 3500K 4000K Option: 2700K 5000K 5700K 6500K

### Additional LED Options

CV - **xxxxK** **Constant Voltage** (for custom lengths) 24/12VDC

Contact factory for detail

TW **Tunable White (2700K - 6500K)**

Contact factory for detail

RGBW **RGB+WHITE** - 24/12VDC

Contact factory for detail

## 4. LED Driver

0/1-10V 0/1-10V dimming

DALI DALI dimming

DMX DMX dimming

NONDIM Non-dimmable

OTHER (Consult factory for options)

## 5. Lens

FLAT-PRI Flat Lens - Prismatic Low Glare

FLAT-EXT Flat Lens - Standard

## 6. Finish

AL Standard, natural aluminum

BK Black powdercoat

WH White powdercoat

Custom/ \_\_\_\_ Specify Custom powdercoat

## 7. Additional options

EM 1.5 hour Emergency Kit

MS Motion sensor

Others Contact factory

# LIGHTPLANE 2.5 — LPL2.5IDM

INDIRECT / DIRECT - Suspended, Wall

# LIGHT FORMS

## Housing

100% recyclable, extruded architectural grade T6063 aluminum

## Emergency

Luminaires can be wired for emergency circuit and/or emergency battery backup. Consult factory for options.


## Finish

Standard finish is "Ultimate" aluminum - a smooth, clean and durable finish achieved from a deep-etch and two step clear anodizing process.

White, Black, Custom powdercoat options also available.



WH - WHITE



AL - ALUMINUM



BK - BLACK




CUSTOM/\_\_\_\_\_

*Default canopy finish is to match fitting color, unless otherwise specified*



Suspension & Power



Mitered Corners



ISO 9001:2015

### China

Unit 3, Building A  
No. 9 Phoenix Road  
Torch Development Area  
Zhongshan City  
Guangdong China 528437

T +86 760 899 370 38  
F +86 760 899 370 39  
E [ckirin@lightforms.com.cn](mailto:ckirin@lightforms.com.cn)

### UK

Unit 7C Boeing Way  
International Trading Estate  
Middlesex  
UB2 5LB

T +44 (0)20 8571 3785  
F +44 (0)20 8090 3755  
E [ask@lightforms.com](mailto:ask@lightforms.com)

### India

353/2 Dr Hira Singh Road  
Civil Lines  
Ludhiana 141001  
Punjab, India

T +91 98 7280 0488  
E [ajay@lightforms.com](mailto:ajay@lightforms.com)

### Light Forms

Architectural Lighting  
[www.lightforms.com](http://www.lightforms.com)

Registered in England  
No. 6750892  
Registered Address  
Unit 7C Boeing Way  
International Trading Centre  
Middlesex, UB2 5LB