

LIGHTPLANE 2.5 - LPLDID2.5

Indirect / Direct

Suspended
Wall



LIGHTPLANE 2.5 — LPLDID2.5

INDIRECT / DIRECT - Suspended, Wall



1. Base Model

LPLDID2.5-S	Suspended (Indirect / Direct)
LPLDID2.5-WM	Wall Mounted (Indirect / Direct)

2. Run Length

Enter length in mm for custom lengths.
See **Standard Lengths and Shapes** PDF for standard products.

3. LED Lamping (uplight and down light)

STD - xxxxK (example: STD-4000K)	Standard Output , LED 2x20W/M 4800 delivered lm, 85 lm/W CCT: 3000K 3500K 4000K Option: 2700K 5000K 5700K 6500K
HI - xxxxK (example: HI-4000K)	High Output , LED 2x30W/M 5400 delivered lm, 81 lm/W CCT: 3000K 3500K 4000K Option: 2700K 5000K 5700K 6500K

Additional LED Options

CV - xxxxK	Constant Voltage (for custom lengths) 24/12VDC Contact factory for detail
TW	Tunable White (2700K - 5700K) Contact factory for detail
RGBW	RGB+WHITE - 24/12VDC Contact factory for detail

LIGHTPLANE 2.5 — LPLDID2.5

INDIRECT / DIRECT - Suspended, Wall

LIGHT FORMS

5. LED Driver

1-10V	1-10V dimming
DALI	DALI dimming
DMX	DMX dimming
NONDIM	Non-dimmable
OTHER	(Consult factory for options)

6. Lens

EXT	FROSTED ACRYLIC LENS
ASY+WD	ASYMMETRIC LENS+CLEAR LENS

7. Finish

AL	Standard, natural aluminium
BK	Black powdercoat
WH	White powdercoat
Custom/ _____	Specify Custom powdercoat



8. Canopy

NC	No canopy (for Wall or Surface mounted)
STD	Standard canopy & separate suspension
COMBO	Combo suspension canopy
SMALL	Small canopy & separate suspension

9. Additional options

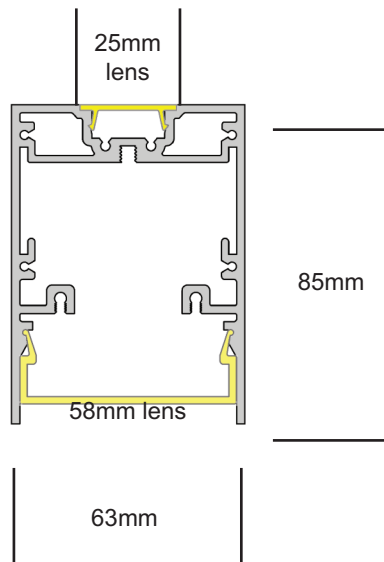
EM	3 hour Emergency Kit
DALIEM	3 hour DALI Emergency Driver/Battery
DALIEMPRO	3 hour DALI EMPRO Emergency Driver/Battery
PIR-A	PIR Absence Detector
PIR-P	PIR Presence Detector
DALIPIR	DALI PIR Sensor
OTHER	Contact Factory

LIGHTPLANE 2.5 — LPLDID2.5

INDIRECT / DIRECT - Suspended, Wall

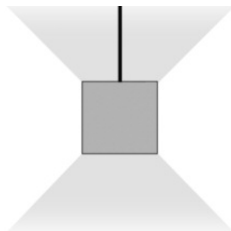
**LIGHT
FORMS**

Dimensions

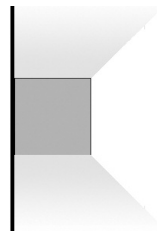


Mounting Options

LPLDID2.5-S
Suspended Indirect / Direct



LPLDID2.5-WM
Wall Mount Indirect / Direct



LIGHTPLANE 2.5 — LPLDID2.5

INDIRECT / DIRECT - Suspended, Wall

LIGHT FORMS

Housing

100% recyclable, extruded architectural grade T6063 aluminium

Emergency

Luminaires can be wired for emergency circuit and/or emergency battery backup. Consult factory for options.

Options

Mitered Corners

Consult factory for mitered corner angle options.

Finish

Standard finish is "Ultimates" aluminium - a smooth, clean and durable finish achieved from a deep-etch and two step clear anodizing process.

White, Black, Custom powdercoat options are also available.



BK - BLACK



WH - WHITE



AL - ALUMINIM




Custom/____

Default canopy finish is to match fitting color, unless otherwise specified



Suspension & Power



Mitered Corners



ISO 9001:2015

Light Forms

Architectural Lighting
www.lightforms.com

Registered in England
No. 6750892

Registered Address
Unit 7C Boeing Way
International Trading Centre
Middlesex, UB2 5LB

UK

Unit 7C Boeing Way
International Trading Estate
Middlesex
UB2 5LB

T +44 (0)20 8571 3785
F +44 (0)20 8090 3755
E ask@lightforms.com

India

353/2 Dr Hira Singh Road
Civil Lines
Ludhiana 141001
Punjab, India

T +91 98 7280 0488
E ajay@lightforms.com

China

Unit 3, Building A
No. 9 Phoenix Road
Torch Development Area
Zhongshan City
Guangdong China 528437

T +86 760 899 370 38
F +86 760 899 370 39
E ckirin@lightforms.com