

IP66L1.5


IP54L1.5

Water protected

Suspended

Wall

Surface

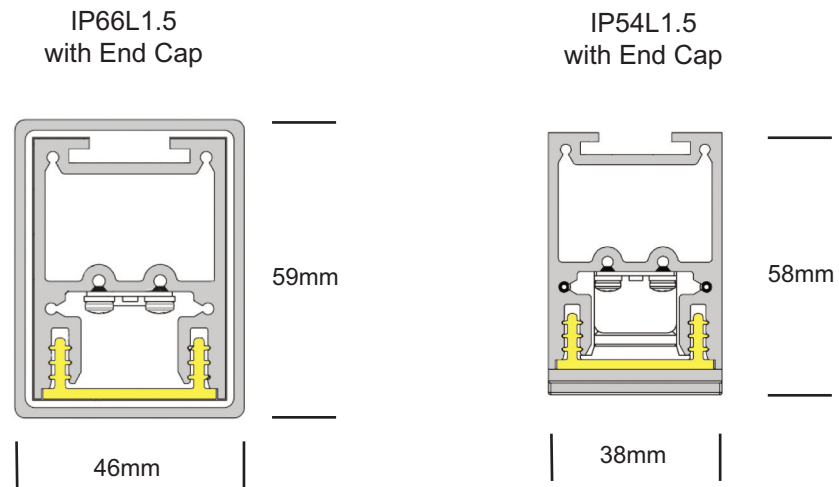


IP66L1.5 & IP54L1.5

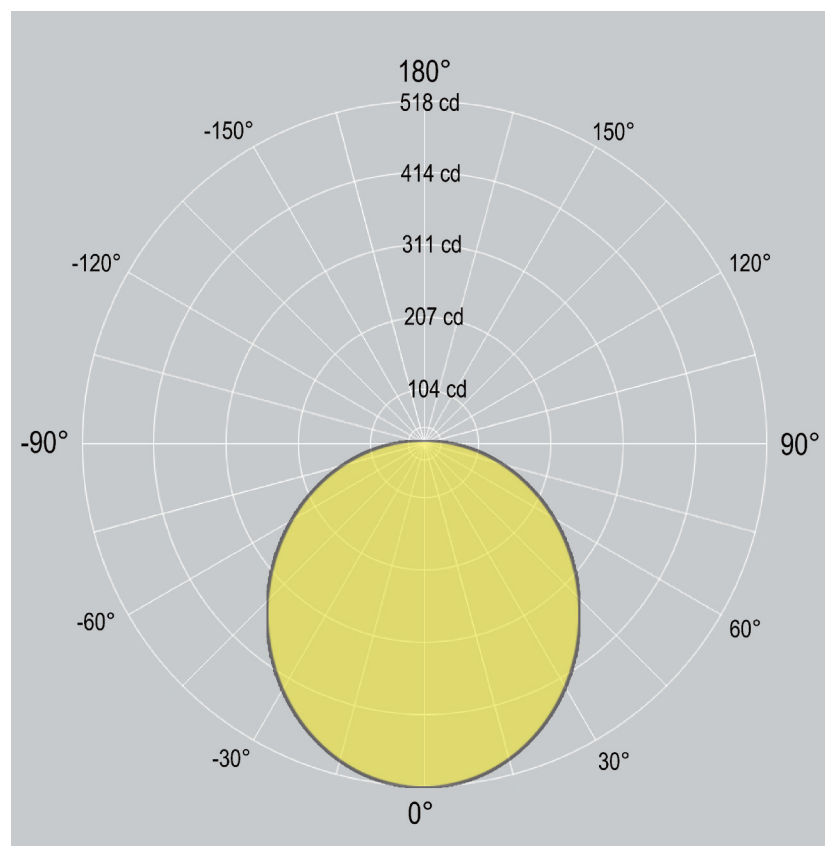
Suspended, Wall, Surface

LIGHT FORMS

Dimensions



Distribution



IP66L1.5 & IP54L1.5

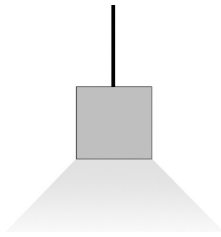
Suspended, Wall, Surface

LIGHT FORMS

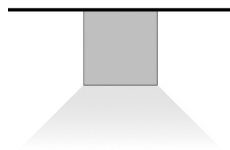
1. Base Model

IP66L1.5-S	Suspended - IP66
IP66L1.5-WM	Articulating Wall Mount - IP66
IP66L1.5-SM	Surface Mounted (Indirect) - IP66
IP54L1.5-S	Suspended - IP54
IP54L1.5-WM	Articulating Wall Mount - IP54
IP54L1.5-SM	Surface Mounted (Indirect) - IP54

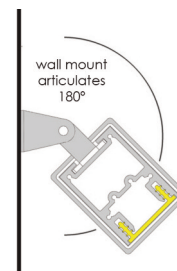
IP66L1.5-S & IP54L1.5-S
Suspended



IP66L1.5-SM & IP54L1.5-SM
Surface Mount



IP66L1.5-WM & IP54L1.5-WM
Articulating Wall Mount



2. Run Length

xxxM

1.5M maximum

Separate fixtures can be joined end to end.

3. LED Lamping

STD - xxxxK (example: STD-4000K)
HI - xxxxK (example: HI-4000K)

Standard Output, LED 20W/M 1400 delivered lumen, 64 lm/W
High Output, LED 30W/M 2100 delivered lumen, 61 lm/W

CCT: 3000K 3500K 4000K Option: 2700K 5000K 5700K 6500K

CV - xxxxK

Additional LED Options

Constant Voltage (for custom lengths) 24/12VDC

Contact factory for detail

TW

Tunable White (2700K - 6500K)

Contact factory for detail

RGBW

RGB+WHITE - 24/12VDC

Contact factory for detail

4. Driver

0/1-10V

0/1-10V dimming

DALI

DALI dimming

NONDIM

Non-dimmable

OTHER

(Consult factory for options)

5. Finish

AL

Standard, natural aluminum

BK

Black powdercoat

WH

White powdercoat

Custom / ____

Custom powdercoat

6. Additional options

EM

1.5 hour Emergency Kit

MS

Motion sensor

Others

Contact factory

IP66L1.5 & IP54L1.5

Suspended, Wall, Surface

LIGHT FORMS

Housing


100% recyclable, extruded architectural grade T6063 aluminum

Emergency

Luminaires can be wired for emergency circuit and/or emergency battery backup. Consult factory for options.

Finish


Standard finish is "Ultimate" aluminum - a smooth, clean and durable finish achieved from a deep-etch and two step clear anodizing process. White, Black, or custom powdercoat options are also available.



Suspension & Power



WH - WHITE



AL - ALUMINUM



Custom/____

Default canopy finish is to match fitting color, unless otherwise specified



BK - BLACK



ISO 9001:2015

China

Unit 3, Building A
No. 9 Phoenix Road
Torch Development Area
Zhongshan City
Guangdong China 528437

T +86 760 899 370 38
F +86 760 899 370 39
E ckirin@lightforms.com.cn

UK

Unit 7C Boeing Way
International Trading Estate
Middlesex
UB2 5LB

T +44 (0)20 8571 3785
F +44 (0)20 8090 3755
E ask@lightforms.com

India

353/2 Dr Hira Singh Road
Civil Lines
Ludhiana 141001
Punjab, India

T +91 98 7280 0488
E ajay@lightforms.com

Light Forms

Architectural Lighting
www.lightforms.com

Registered in England
No. 6750892
Registered Address
Unit 7C Boeing Way
International Trading Centre
Middlesex, UB2 5LB