


LIGHTPLANE 1 CONCAVE - LPLCID

Indirect / Direct

Suspended
Wall



LIGHTPLANE 1 CONCAVE — LPL1CID

INDIRECT / DIRECT - Suspended, Wall, Surface

LIGHT FORMS

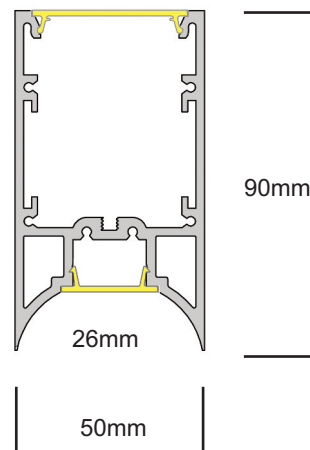


LIGHTPLANE 1 CONCAVE — LPL1CID

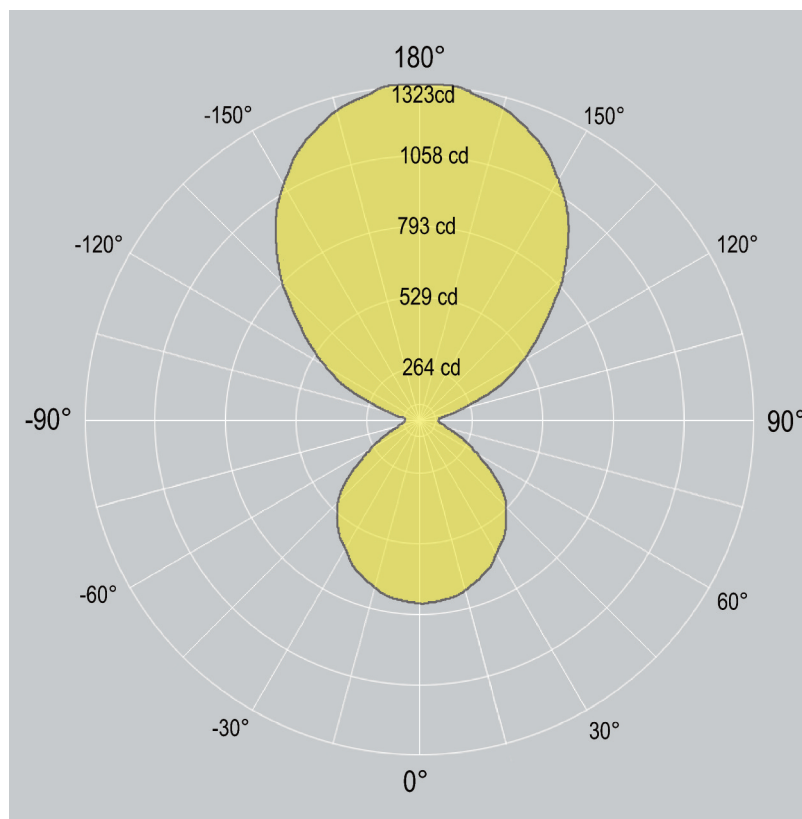
INDIRECT / DIRECT - Suspended, Wall, Surface

**LIGHT
FORMS**

Dimensions



Distribution



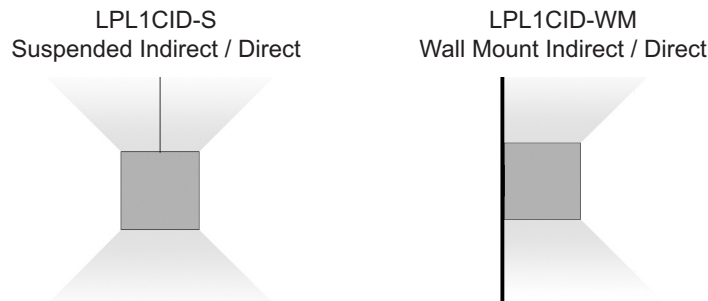
LIGHTPLANE 1 CONCAVE — LPL1CID

INDIRECT / DIRECT - Suspended, Wall, Surface

LIGHT FORMS

1. Base Model

LPL1CID-S	Suspended (Indirect / Direct)
LPL1CID-WM	Wall Mounted (Indirect / Direct)



2. Run Length

Enter total linear length, (example: 6M)

3. LED Lamping (indirect) - If no uplight is required order fitting "LPL1C".

STD - **xxxxK** (example: STD-4000K) **Standard Output**, 5100 delivered lm/M, 2x20W/M, 88 lm/W @ 4000K

HI - **xxxxK** (example: HI-4000K) **High Output**, 5880 delivered lm/M, 2x30W/M, 84 lm/W @ 4000K

CCT: 3000K 3500K 4000K Option: 2700K 5000K 5700K 6500K

Additional LED Options

CV **Constant Voltage** (for custom lengths) - 12Vdc/24Vdc

Contact factory for detail

TW **Tunable White** (2700K - 6500K)

Contact factory for detail

RGBW **RGB+WHITE** - 12Vdc/24Vdc

Contact factory for detail

4. LED Driver

0/1-10V	0/1-10V dimming
DALI	DALI dimming
DMX	DMX dimming
NONDIM	Non-dimmable
OTHER	(Consult factory for options)

5. Finish

AL	Standard, natural aluminum
BK	Black powdercoat
WH	White powdercoat
Custom	Custom Color

6. Additional options

EM	1.5 hour Emergency Kit
MS	Motion sensor
Others	Contact factory

LIGHTPLANE 1 CONCAVE — LPL1CID

INDIRECT / DIRECT - Suspended, Wall, Surface

LIGHT FORMS

Housing

100% recyclable, extruded architectural grade T6063 aluminum

Emergency

Luminaires can be wired for emergency circuit and/or emergency battery backup. Consult factory for options.

Options

Mitered Corners

Consult factory for mitered corner angle options.


Finish

Standard finish is "Ultimate" aluminum - a smooth, clean and durable finish achieved from a deep-etch and two step clear anodizing process.

White, Black, Custom powdercoat options also available.



WH - WHITE



AL - ALUMINUM




BK - BLACK




Custom/___

Default canopy finish is to match fitting color, unless otherwise specified



Suspension & Power



Mitered Corners



ISO 9001:2015

China

Unit 3, Building A
No. 9 Phoenix Road
Torch Development Area
Zhongshan City
Guangdong China 528437

T +86 760 899 370 38
F +86 760 899 370 39
E ckirin@lightforms.com.cn

UK

Unit 7C Boeing Way
International Trading Estate
Middlesex
UB2 5LB

T +44 (0)20 8571 3785
F +44 (0)20 8090 3755
E ask@lightforms.com

India

353/2 Dr Hira Singh Road
Civil Lines
Ludhiana 141001
Punjab, India

T +91 98 7280 0488
E ajay@lightforms.com

Light Forms

Architectural Lighting
www.lightforms.com

Registered in England
No. 6750892
Registered Address
Unit 7C Boeing Way
International Trading Centre
Middlesex, UB2 5LB