


LIGHTPLANE 1 CONCAVE - LPL1C


Suspended
Wall
Surface



LIGHTPLANE 1 CONCAVE — LPL1C

Suspended, Wall, Surface

**LIGHT
FORMS**

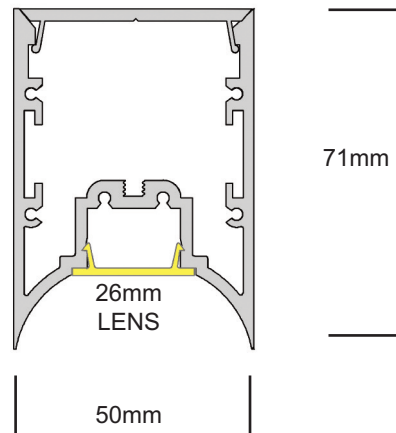


LIGHTPLANE 1 CONCAVE — LPL1C

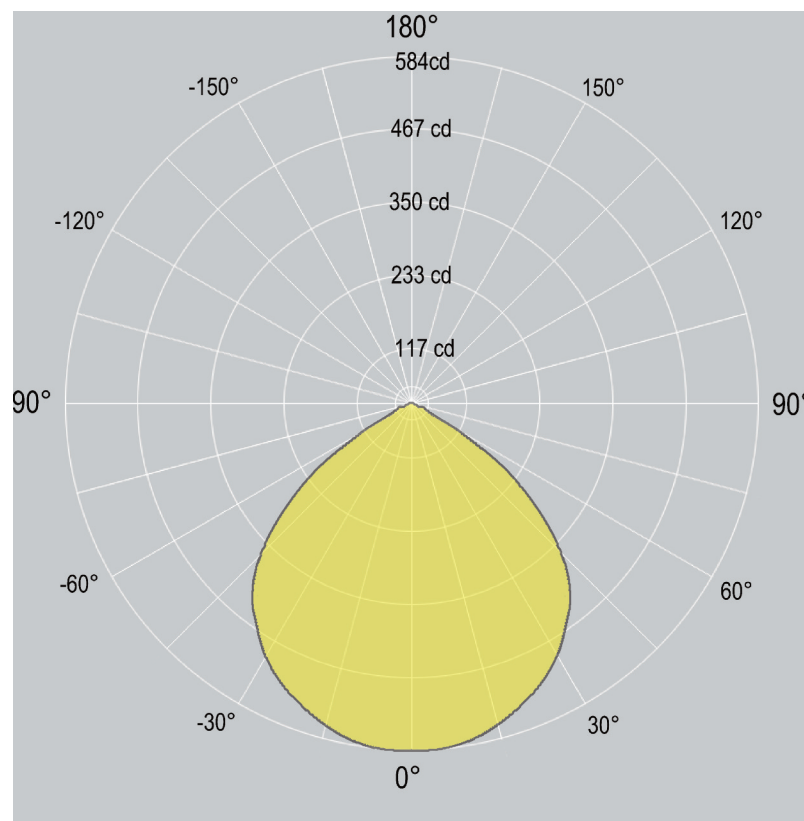
Suspended, Wall, Surface

**LIGHT
FORMS**

Dimensions



Distribution



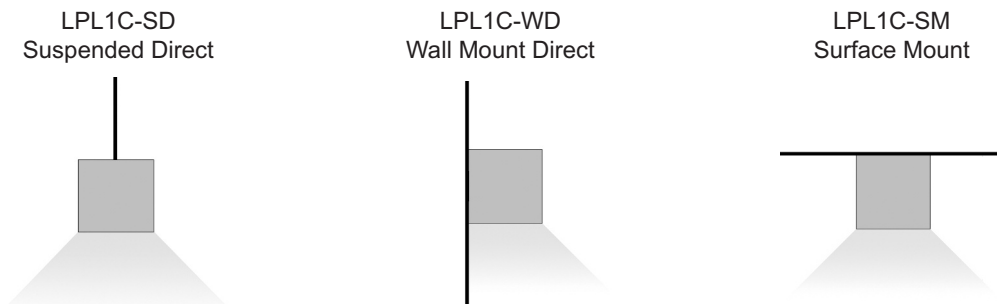
LIGHTPLANE 1 CONCAVE — LPL1C

Suspended, Wall, Surface

LIGHT FORMS

1. Base Model

LPL1C-SD	Suspended Direct
LPL1C-WD	Wall Mounted Direct (side mounted)
LPL1C-SM	Surface Mounted (back mounted)



2. Run Length

Enter total linear length, (example: 6M)

3. LED Lamping

STD - **xxxxK** (example: STD-4000K) **Standard Output**, LED 20 W/M, 1440 delivered lm/M , 60 lm/W @ 4000K

HI - **xxxxK** (example: HI-4000K) **High Output**, LED 30 W/M, 1995 delivered lm/M, 57 lm/W @ 4000K

CCT: 3000K 3500K 4000K Option: 2700K 5000K 5700K 6500K

CV - **xxxxK**

Additional LED Options

Constant Voltage (for custom lengths) - 12Vdc/24Vdc

Contact factory for detail

TW

Tunable White (2700K - 6500K)

Contact factory for detail

RGBW - **xxxxK**

Standard Output - RGB+WHITE - 12Vdc/24Vdc

Contact factory for detail

4. Driver

0/1-10V 0/1-10V dimming

DALI DALI dimming

DMX DMX dimming

NONDIM Non-dimmable

5. Finish

AL Standard, natural aluminum

BK Black powdercoat

WH White powdercoat

CUSTOM Specify Custom Color

6. Additional options

EM 1.5H Emergency Kit

MS Motion Sensor

Others Contact factory

LIGHTPLANE 1 CONCAVE — LPL1C

Suspended, Wall, Surface

LIGHT FORMS

Housing

100% recyclable, extruded architectural grade T6063 aluminum

Emergency

Luminaires can be wired for emergency circuit and/or emergency battery backup. Consult factory for options.

Options

Mitered Corners

Consult factory for mitered corner angle options.


Finish

Standard finish is "Ultimatte" aluminum - a smooth, clean and durable finish achieved from a deep-etch and two step clear anodizing process.

White, Black, Custom powdercoat options also available.



Suspension & Power



Mitered Corners



WH - WHITE



AL - ALUMINUM



BK - BLACK



Custom / ____

Default canopy finish is to match fitting color, unless otherwise specified



CB



ISO 9001:2015

China

Unit 3, Building A
No. 9 Phoenix Road
Torch Development Area
Zhongshan City
Guangdong China 528437

T +86 760 899 370 38
F +86 760 899 370 39
E ckirin@lightforms.com.cn

UK

Unit 7C Boeing Way
International Trading Estate
Middlesex
UB2 5LB

T +44 (0)20 8571 3785
F +44 (0)20 8090 3755
E ask@lightforms.com

India

353/2 Dr Hira Singh Road
Civil Lines
Ludhiana 141001
Punjab, India

T +91 98 7280 0488
E ajay@lightforms.com

Light Forms

Architectural Lighting
www.lightforms.com

Registered in England
No. 6750892
Registered Address
Unit 7C Boeing Way
International Trading Centre
Middlesex, UB2 5LB