

HBEAM3.5 – HB3.5

“the PLANTER”

Indirect / Direct Light - or top half can hold potted plants

Suspended
Wall



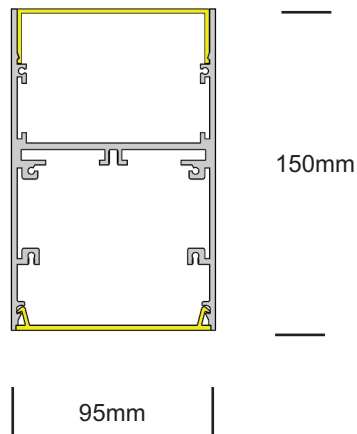
- The top half of the channel can be used for indirect light or as a planter.
- Endcap can be round or straight.
- Can be Rod Or Wire Suspension.

HBEAM3.5 — HB3.5

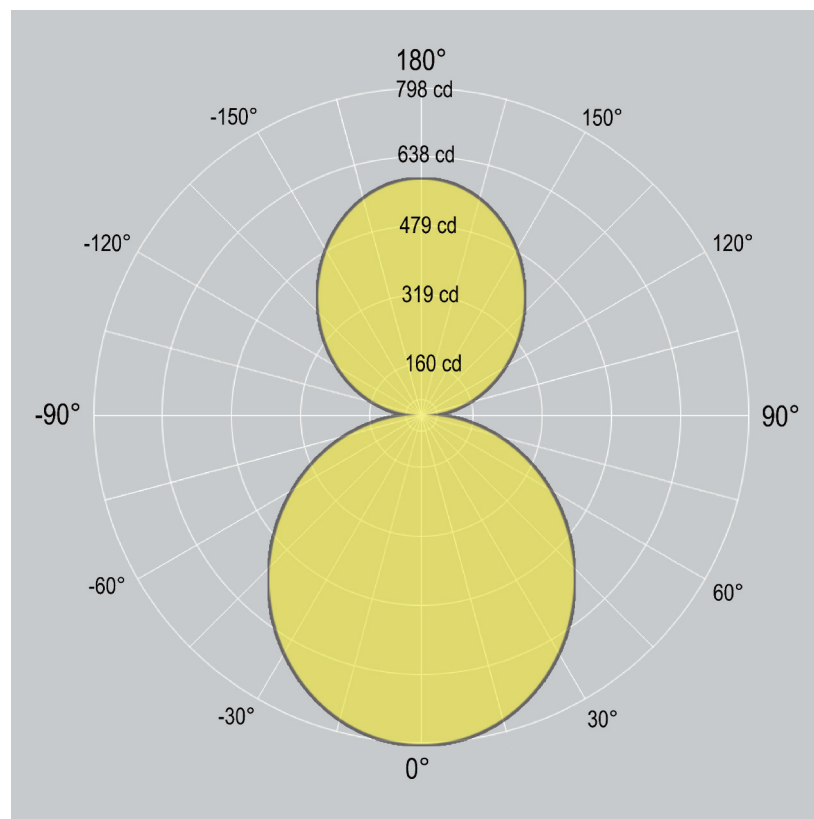
Indirect / Direct - Suspended, Wall, Planter option



Dimensions



Distribution



HBEAM3.5 — HB3.5

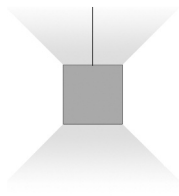
Indirect / Direct - Suspended, Wall, Planter option

**LIGHT
FORMS**

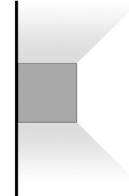
1. Base Model

HB3.5-S	Suspended - (Indirect / Direct)
HB3.5-S-PLANT	Suspended - PLANTER OPTION with Direct light
HB3.5-WM	Wall Mounted - (Indirect / Direct)

HB3.5-S & HB3.5-S-PLANT
Suspended



HB3.5-WM
Wall Mount



2. Run Length

Enter total linear length, (example: 6M)

3. Lamping (direct and indirect)

STD - xxxxK (example: STD-4000K)	Standard Output , LED 2x20W/M 3800 delivered lumen, 77 lm/W
HI - xxxxK (example: HI-4000K)	High Output , LED 2x30W/M 4800 delivered lumen, 69 lm/W
	<i>CCT: 3000K 3500K 4000K Option: 2700K 5000K 5700K 6500K</i>
	Dual LED strip available
	Additional LED Options
CV - xxxxK	Constant Voltage (for custom lengths) 24/12VDC <i>Contact factory for detail</i>
TW	Tunable White (2700K - 6500K) <i>Contact factory for detail</i>
RGBW	RGB+WHITE - 24/12VDC <i>Contact factory for detail</i>

5. LED Driver

0/1-10V	0/1-10V dimming
DALI	DALI dimming
DMX	DMX dimming
NONDIM	Non-dimmable
OTHER	(Consult factory for options)

6. Finish

AL	Standard, natural aluminum
BK	Black powdercoat
WH	White powdercoat
Custom	Custom Color

7. Additional options

EM	1.5 hour Emergency Kit
MS	Motion sensor
Others	Contact factory

HBEAM3.5 — HB3.5

Indirect / Direct - Suspended, Wall, Planter option

LIGHT FORMS

Housing

100% recyclable, extruded architectural grade T6063 aluminum

Emergency

Luminaires can be wired for emergency circuit and/or emergency battery backup.
Consult factory for options.

Options

Mitered Corners

Consult factory for mitered corner angle options.


Finish

Standard finish is "Ultimatte" aluminum - a smooth, clean and durable finish achieved from a deep-etch and two step clear anodizing process.

White, Black, and Custom powdercoat options are also available.




Suspension & Power



Mitered Corners



WH - WHITE



AL - ALUMINUM



BK - BLACK



CUSTOM/___

*Default canopy finish
is to match fitting color,
unless otherwise
specified*



ISO 9001:2015

China

Unit 3, Building A
No. 9 Phoenix Road
Torch Development Area
Zhongshan City
Guangdong China 528437

T +86 760 899 370 38
F +86 760 899 370 39
E ckirin@lightforms.com.cn

UK

Unit 7C Boeing Way
International Trading Estate
Middlesex
UB2 5LB

T +44 (0)20 8571 3785
F +44 (0)20 8090 3755
E ask@lightforms.com

India

353/2 Dr Hira Singh Road
Civil Lines
Ludhiana 141001
Punjab, India

T +91 98 7280 0488
E ajay@lightforms.com

Light Forms

Architectural Lighting
www.lightforms.com

Registered in England
No. 6750892
Registered Address
Unit 7C Boeing Way
International Trading Centre
Middlesex, UB2 5LB